

PRODUCT FEATURES

SPECIFICATION

DIMENSION

LEFOO

LFT2730 HARD FLUSH DIAPHRAGM PRESSURE TRANSMITTER

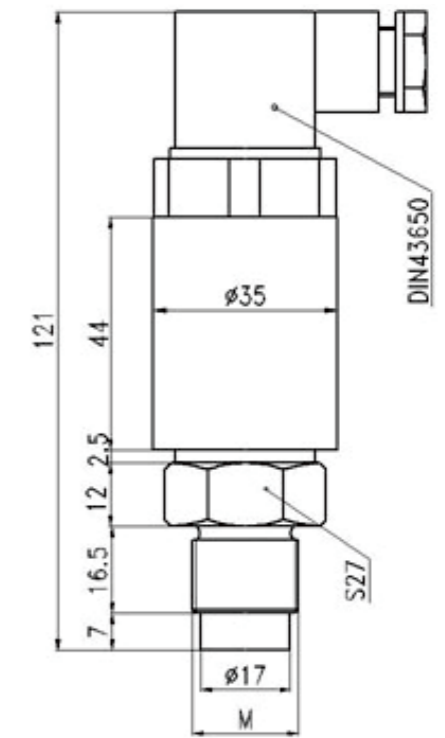
PRODUCT OPERATION MANUAL



LFT2730 Hard Flush Diaphragm Pressure Transmitter adopts a high-precision foil strain gauge and a cavity-free measuring diaphragm. It is ideal for measuring high-viscosity fluids, especially those containing particulates such as: Slurries, Cement, Crude oil.

The product features an improved and optimized mounting structure that enhances vibration resistance. With specialized structural and circuit designs including anti-interference and high-temperature resistance it is well-suited for harsh industrial environments.

Measured Media	Liquids and gases compatible with 17-4PH stainless steel
Pressure Range	-100 kPa to 0–2 MPa up to 120 MPa
Overload Pressure	1.2× full scale
Pressure Type	Gauge, Absolute, or Sealed Gauge
Accuracy	±0.5% F.S.
Long-Term Stability	±0.25% F.S./year
Zero Temp Coefficient	±0.5% F.S./10 °C
Span Temp Coefficient	±0.5% F.S./10 °C
Compensation Temp	0–70 °C (optional: -20 to 85 °C)
Media Temp	-40 to 85 °C (optional: -40 to 120 °C)
Power Supply	24 VDC
Output Signal Options	4–20 mA, 0–5 V, 1–5 V, 0–10 V
Insulation Resistance	≥100 MΩ @ 500 VDC
Protection Rating	IP65
Electrical Connection	Big Hirschmann(DIN43650), cable outlet, etc.



01

02

03

ELECTRICAL CONNECTION

CABLE OUTLET WIRING

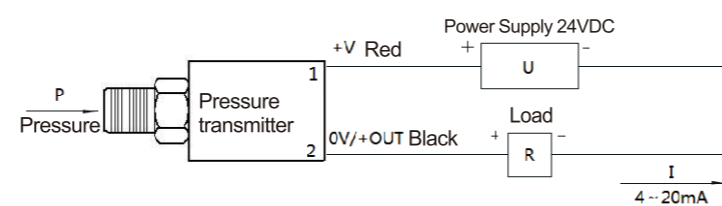
APPLICATION EXAMPLE

HIRSCHMANN CONNECTOR (DIN43650)

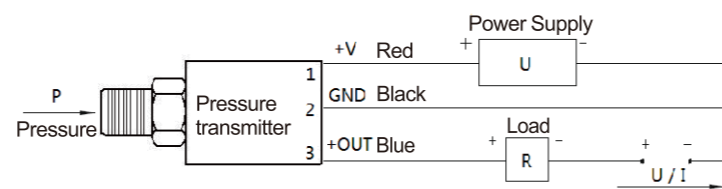
Pin	2-Wire Current Output	3-Wire Voltage Output
1	+V (Power Supply)	+V (Power Supply)
2	0V/+OUT	GND (Common Ground)
3	/	+OUT (Signal Output)

CABLE OUTLET WIRING

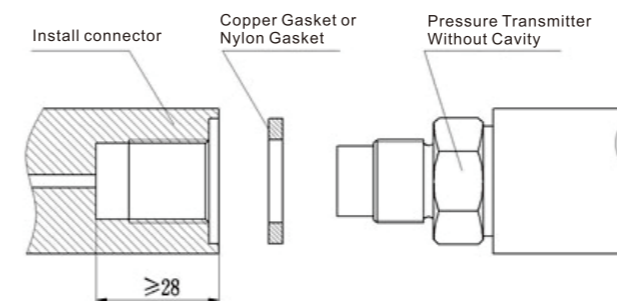
Wire Color	2-Wire Current Output	3-Wire Voltage Output
Red	+V (Power Supply)	+V (Power Supply)
Black	0V/+OUT	GND (Common Ground)
Blue	/	+OUT (Signal Output)



Wiring diagram of 2-wire 4-20mA DC output transmitter



Wiring diagram of 3-wire Voltage output transmitter



- The transmitter can be directly mounted to a pipeline or container wall using an M20×1.5 threaded connection.
 - Use a copper or nylon gasket for front-face sealing.
 - Ensure the flush diaphragm does not contact the mounting surface or sidewalls to avoid performance degradation.

- For high-temperature media, use impulse piping or a cooling device to reduce the temperature within the transmitter's operating range.

- For outdoor installations, place the transmitter in a ventilated, dry area. Avoid direct sunlight and rain to prevent performance issues or failure.

04

05

06

07